

Wharf Lane Recreation Ground Survey

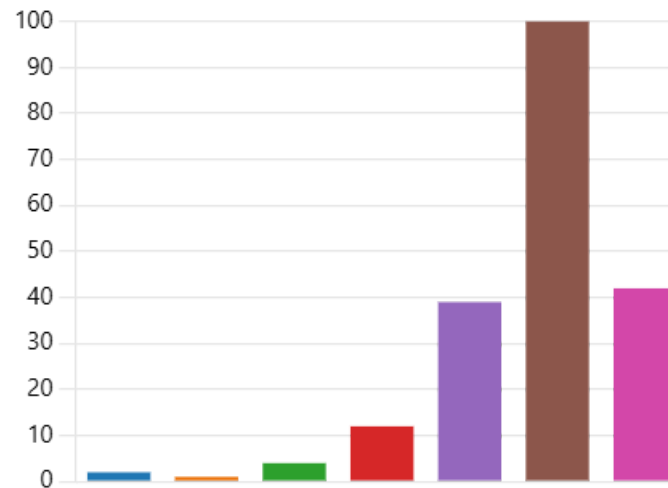
200 Responses

05:00 Average time to complete

Closed Status

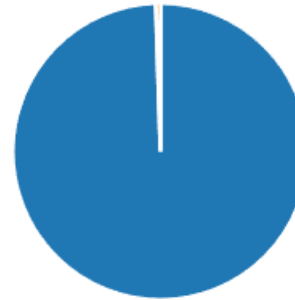
1. Please tell us how old you are. This will help us analysing your answers, but will not tell us who you are.

Under 8 years old.	2
8-11 still at primary school	1
11-16 secondary school age	4
16-21	12
22-40	39
41-65	100
65+	42



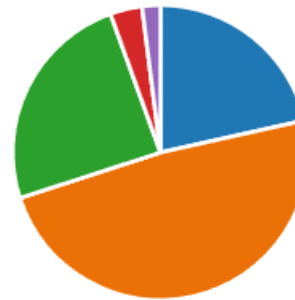
2. Are you aware of the Wharf Lane Recreation Ground - or Rec for short - in Radcliffe on Trent?

● yes	199
● no	1



3. On average, how often do you go to the Rec?

● Most days	43
● A few times per month	97
● A few times a year	49
● Only for specific events	7
● Never	4



4. Would you consider yourself, or somebody who often comes to the Rec with you, to have a physical disability?

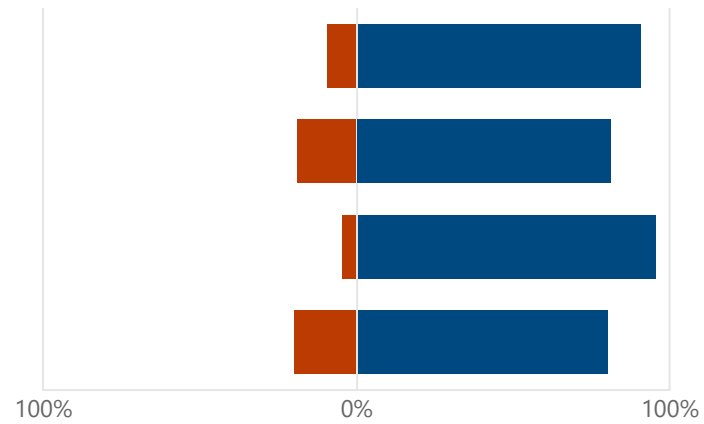
Yes No

Myself

Somebody Else

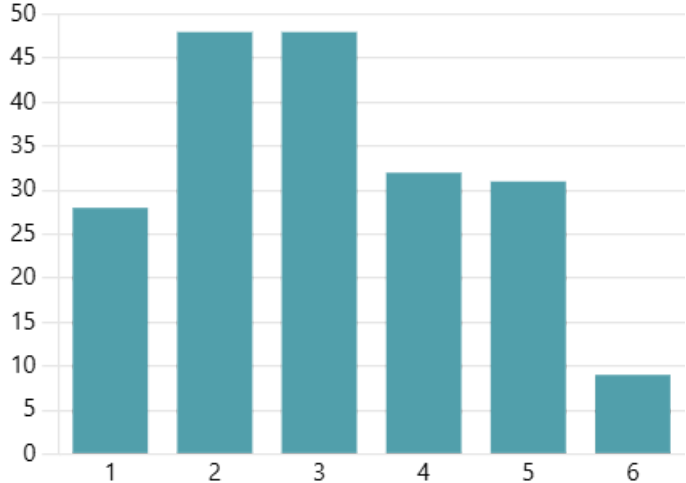
Both

Neither



5. In your opinion, how accessible is the Rec for people with limited mobility, including children and accompanying adults? This could be people using a wheelchair or walker, or people who have broken their leg, for instance. (The higher the number, the more accessible you believe the grounds already are.)

3.09
Average Rating



6. How important is it for the Rec to be accessible to people with limited mobility such as

Extremely important	122
Somewhat important	54
Somewhat not important	16
Extremely not important	2
Other	2



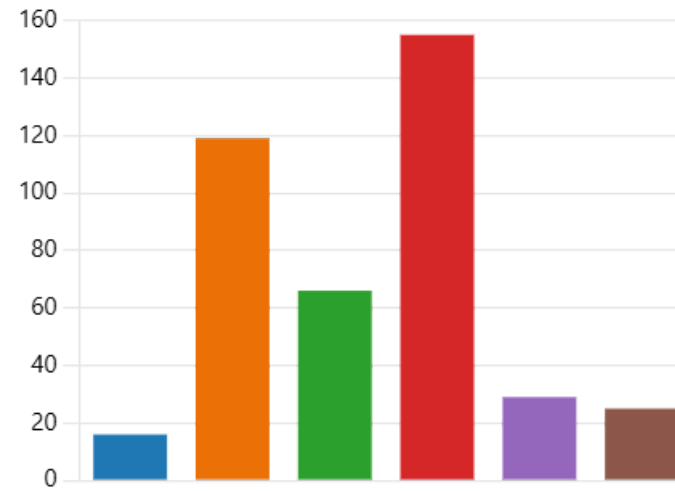
7. How likely are you to use the Wharf Lane Recreation Ground if it were made more accessible to people with limited mobility?

Very likely	92
Somewhat likely	72
Somewhat unlikely	28
Very unlikely	8



8. What do you think are the main barriers to accessibility at the Wharf Lane Recreation Ground? Please tick all that apply.

● Getting there	16
● Getting about on the Rec itself	119
● Using the equipment	66
● Lack toilet facilities	155
● Parking	29
● Other	25



9. What additional facilities or services would you like to see at the Recreation Ground? Feel free to be creative!

139
Responses

Latest Responses

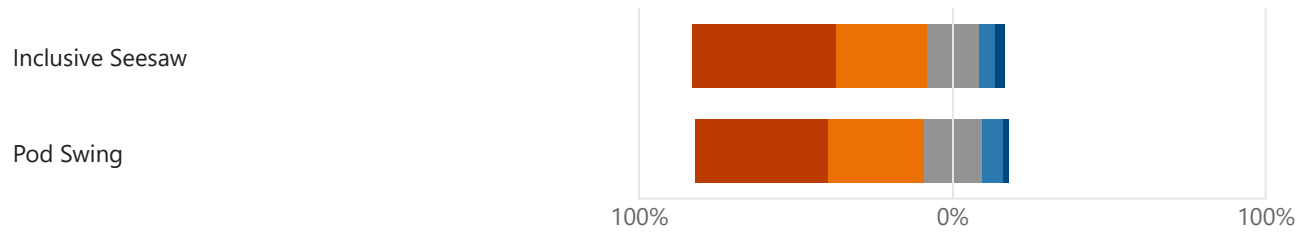
"It definitely needs a proper toilet for all kinds accessibility reasons, including..."

60 respondents (43%) answered **Toilets** for this question.



10. Do you believe equipment like this would improve the play facilities at the Rec? Both items aim to encourage inclusive play.

Strongly agree Agree Neither agree nor disagree Disagree Strongly disagree



11. Would you consider volunteering your time to help make the Recreation Ground more accessible to people? We will be looking for volunteers to help with planting and painting.

Yes 42
No 71
Maybe 87

